



ARMY PUBLIC SCHOOL, DANAPUR CANTT



SESSION: 2024-25

GRADE: 1

NAME: _____

ROLL NO: _____

IMPORTANT KEY POINTS:

1. Take out the print out of this holiday homework and place it in the stick file.
2. All the assignments should be done neatly and to be submitted to the respective class-teacher on reopening of the school.
3. Encourage your child to practice a page of English cursive writing daily in a separate English notebook (copy).
4. To improve your child's reading habit, motivate him/her to read any book everyday.
5. Learn 25 spellings from both English and Hindi spelling list.




SUBJECT: ENGLISH

Q1. Read the passage and answer the following questions.


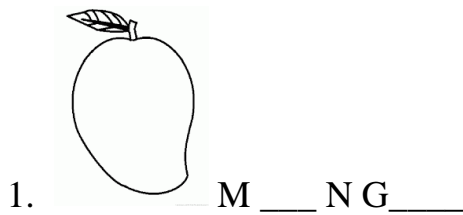
Hello! My name is Peter. I am seven years old. I am a student. I have brown eyes and brown hair. I wear a red cap. My trousers are blue. I wear white sneakers. My t-shirt is red and white. My favourite sports is baseball. I am a good player.

Tick the correct answer:

1. How old is Peter? seven / eight
2. What does Peter wear? hat / cap
3. What colour is Peter's sneakers? green / white
4. What is his favourite sports? baseball / football



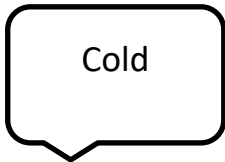
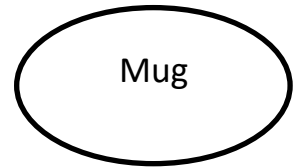
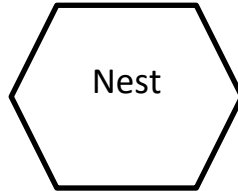

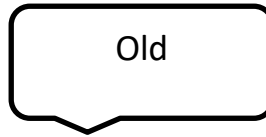
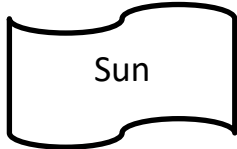
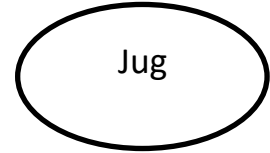
Q2. Identify the pictures and fill in the missing vowels.



Q3. Write the given tongue twisters and practice it daily twice.

1. I saw a kitten eating chicken in the kitchen.
_____.
2. He threw three balls.
_____.
3. She should shine soon.
_____.


Q4. Find two words that rhyme and colour it with the same colour.



Q5. Match the opposites of the given words.

- | | |
|----------|----------|
| 1. Cold | a. Small |
| 2. Big | b. Short |
| 3. Young | c. Sad |
| 4. Long | d. Hot |
| 5. Happy | e. Old |

Q6. What did I do in this summer vacation? Kindly colour the sheet and write the details. (Cognitive development)



Q7. Classify the naming words into person, place, animal or things.

dog	teacher	Delhi	computer	mall	ball	ox	car
mother	restaurant	Patna	pencil	cow	father	tiger	barber

Person	Place	Animal	Thing

Q8. Rearrange the following words to make a sentence.

a. is / my / name / John

_____.

b. English / learning / I / am

_____.

c. ice cream / I / love / eating

_____.

d. to / want / travel / I / the / whole / world

_____.

Q9. Draw any two summer fruits and colour it.

--	--

विषय - हिन्दी

प्र०1) स्वर वर्ण के सामने उनकी मात्रा लिखें ।

अ - _____

आ - _____

इ - _____

ई - _____

उ - _____

ऊ - _____

ए - _____

ऐ - _____

ओ - _____

औ - _____

प्र०2) निम्नलिखित वर्णों को सही क्रम में लिखें ।

त च न ख ड झ ग

त्र ध ब य म स

क _____ घ ड

_____ छ ज _____ ञ

ट ठ _____ ढ ण

_____ थ द _____

प फ _____ भ _____


_____ र ल व

श ष _____ ह क्ष _____ ज

प्र०3) आ (ा) की मात्रा लगाकर शब्द पूरा करें और चित्र में रंग भरें ।



प्र०4) दिए गए चित्र में रंग भरें और आ (ा) की मात्रा लगाकर रिक्त स्थान पूरा करें ।



ब ___ दल
कु त _____





घ ___ स
ल इ क _____

प्र०5) सही शब्द चुनकर वाक्य पूरा करें ।

- क) बगीचे में ठंडी-ठंडी _____ चल रही हैं।
ख) घोड़ा चना _____ हैं।
ग) दिल्ली एक _____ है।
घ) _____ में तारे चमक रहे हैं।
ङ) _____ लहरा रहा है।

महानगर , हवा
आकाश ,
खाता , झंडा

प्र०6) चित्रों में रंग भर कर मिलान करें ।



गमला

नाव

माला





आम

पहाड़

बादल

प्र०7) निम्नलिखित गद्यांश को पढ़कर उत्तर दें। (चित्र में रंग भरें)

एक बार एक छोटा सा आम का पेड़ अपनी कहानी सुना रहा था। वह कह रहा था, "मैं पहले छोटा सा बीज था। फिर मैं पानी, मिट्टी और सूरज की मदद से बड़ा हो गया। अब मैं बहुत ऊँचा और खुश हूँ।"



क) कौन कहानी सुना रहा है ?

उत्तर -

ख) आम का पेड़ पहले क्या था ?

उत्तर -

ग) आम का पेड़ पानी, मिट्टी और सूरज की मदद से क्या हो गया ?









उत्तर -

घ) अपने दो पसंदीदा फल के नाम लिखें।













उत्तर -

SUBJECT - MATHS


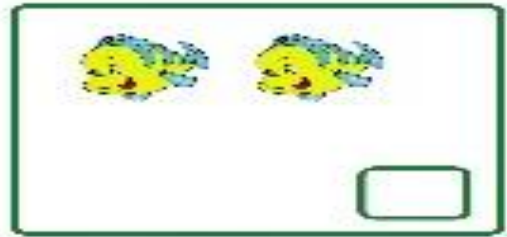

Q1. Write whether the boy is far or near from the object: –

		<input type="text"/>
		<input type="text"/>
		<input type="text"/>
		<input type="text"/>
		<input type="text"/>

Q2. Colour the biggest object with red: –

Q3. Tick the box of the group that has more objects: –



Q4. Put the sign of greater than, less than and equal to: –

10 9

3 2

8 10

6 9

6 6

9 10

7 7

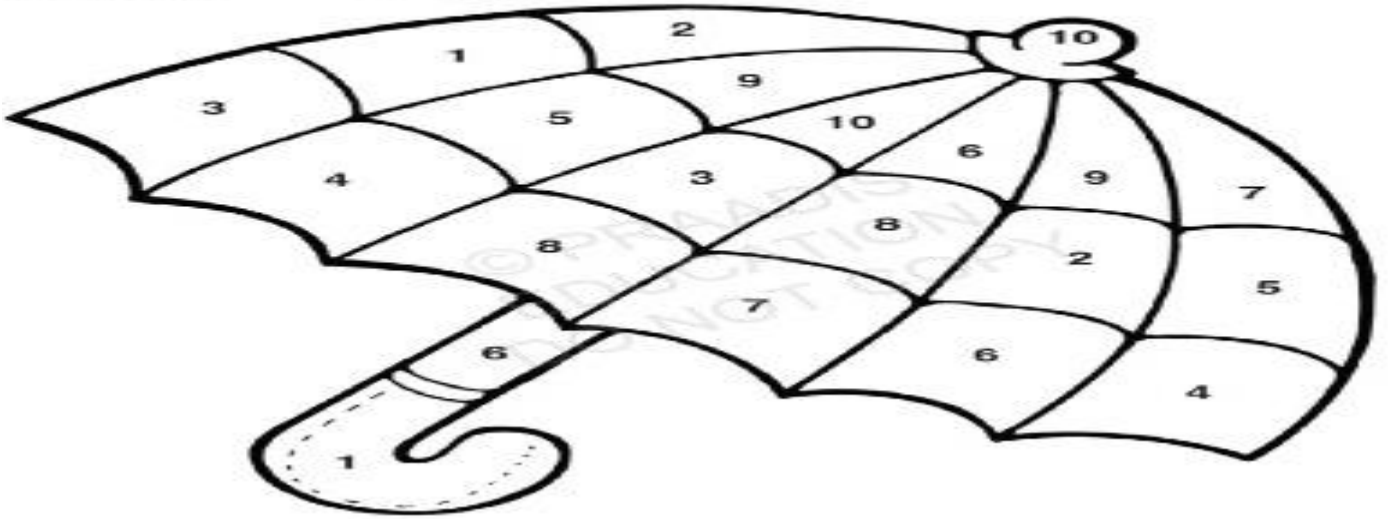
8 5

Q5. Colour the umbrella with the help of numbers: –


- 1 - red
- 2 - green
- 3 - black
- 4 - yellow

- 5 - pink
- 6 - orange
- 7 - purple
- 8 - blue

- 9 - white
- 10 - brown



Q6. Spot the differences in both the pictures and colour it with blue colour:-



SUBJECT - EVS

Q1. Fill in the boxes with correct numbers: -

I have



eyes

I have



mouth

I have




ears

I have



fingers

I have



legs

I have



arms

I have



toes


I have




nose

Q2. Fill in the blanks with senses of sense organs: -

We _____ with our




We _____ with our



We _____ with our



We _____ with our



We _____ with our



HELP BOX: -

see	taste	smell
hear	touch	

Q3. Tick the correct option: -

I hear with my



or



I smell with my



or



I taste with my



or



I feel with my



or



1. My hands help me to



Sing



Sleep



Write

2. My eyes help me to



Swim




Dance



Reading

Q4. Write the body parts names: -



HELP BOX: -

EYE	NOSE	FINGERS	STOMACH
HAIR	NECK	EAR	HAND
LEG	TOES	KNEE	MOUTH

SUBJECT – G.K.

Learn it: -

Knowing more about 'INDIA': -

1. Who is the Prime Minister of India?

Ans: Narendra Modi

2. Who is the president of India?

Ans: Droupadi Murmu

3. Who is known as the First Citizen of India?

Ans: President of India

4. Who is the Vice President of India?

Ans: Jagdeep Dhankhar

5. What is the National Emblem of India?

Ans: Lion Capital of Ashoka

6. What is the National motto of India?

Ans: Satyameva Jayate

7. What is the National anthem of India?

Ans: Jana Gana Mana

8. Who wrote National Anthem?

Ans: Rabindranath Tagore

9. What is the National song of India?

Ans: Vande Mataram

10. Who wrote the National song of India?

Ans: Bankim Chandra Chatterjee

11. What is the Capital of India?

Ans: New Delhi

12. How many colours are there in the National flag of India?

Ans: Three (Saffron, White, and Green)

13. What is the colour of 'Ashoka chakra'?

Ans: Navy Blue

14. How many spokes are there in Ashoka Chakra?

Ans: 24

15. How many states are there in India?

Ans: 28

16. How many union territories are there in India?

Ans: 8

17. Who was the first president of India?

Ans: Dr. Rajendra Prasad

18. Who was first prime minister of India?

Ans: Pandit Jawaharlal Nehru

19. India got independence on?

Ans: 15th August 1947

20. Republic Day of India is celebrated on?

Ans: 26th January

ASSIGNMENT

1) Shapes-

Cut shapes like **rectangle, square, triangle** and **oval** in a **colourful paper** and paste it.

2) Festival Celebration-

Take colourful **printout** of any **four festivals**, **paste it** and **write two lines** about it.

3) Different Leaves-

Paste **different leaves biggest to smallest**.

4) Greeting Card-

Father's Day is on 16th June.

Make a **THANK YOU CARD** for your father and give it to him.
Click a photograph and paste it in your activity notebook.

5) National Symbols-

Draw or paste any **five national symbols of India** and **write their names**. (National fruits, national tree, national flower, national Flag and national games)

Note: -

All the given activities are to be done on Activity Notebook.